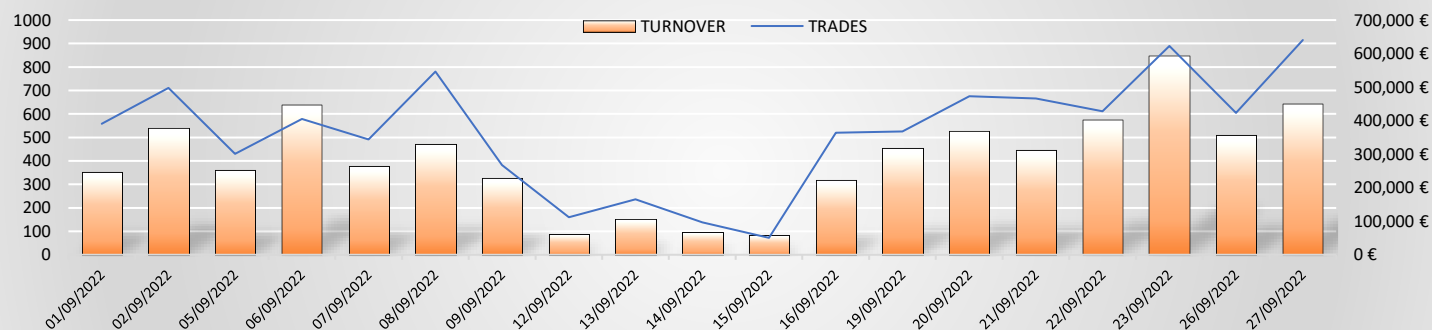


Hi-Cert Segment Monthly Report

September 2022

DAILY TURNOVER



FACTS & FIGURES

		Listing				Trading			
		August 2022		September 2022		August 2022		September 2022	
	Type of	New Instrum	Total (EOM)	New Instrum	Total (EOM)	Trades	Turnover	Trades	Turnover
Certificates	Bear	14	38	41	38	4,850	2,793,050	3,562	2,940,087
	Bull	13	35	42	33	5,014	2,511,741	8,709	3,802,503
	Inv. Cond. Protected Cap	0	18	0	18	0	0	3	48,579
	Inv. Non Protected Cap	0	5	0	5	0	0	0	0
	Inv. Protected Capital	1	1	0	1	0	0	0	0
	Total	28	97	83	95	9,864	5,304,790	12,274	6,791,169
Underlying	Equity	20	66	45	63	9,451	5,204,164	11,539	6,485,448
	Currency	8	27	38	28	413	100,626	735	305,721
	Commodity	0	4	0	4	0	0	0	0
	Total	28	97	83	95	9,864	5,304,790	12,274	6,791,169
Issuer	FinecoBank	27	73	83	71	9,864	5,304,790	12,271	6,742,590
	Leonteq Securities AG, GB	0	18	0	18	0	0	3	48,579
	UBS Group	1	6	0	6	0	0	0	0
	Total	28	97	83	95	9,864	5,304,790	12,274	6,791,169

Most traded Instruments (By Trade)

ISIN	Description	Trade	% Tot
IT0005485674	FBK BULL LG FTSEMIB B20800 20/12/2022	1186	9.7%
IT0005485088	FBK BULL LG FTSEMIB B20800 20/09/2022	1022	8.3%
IT0005485682	FBK BULL LG FTSEMIB B20000 20/12/2022	992	8.1%
IT0005478091	FBK BEAR SH FTSEMIB B23200 20/09/2022	884	7.2%
IT0005485476	FBK BULL LG DAX B11400 20/12/2022	655	5.3%

Most traded Instruments (By Turnover)

ISIN	Description	Turnover (€)	% Tot
IT0005478091	FBK BEAR SH FTSEMIB B23200 20/09/2022	613,048	9.0%
IT0005485682	FBK BULL LG FTSEMIB B20000 20/12/2022	574,165	8.5%
IT0005485674	FBK BULL LG FTSEMIB B20800 20/12/2022	535,781	7.9%
IT0005485088	FBK BULL LG FTSEMIB B20800 20/09/2022	531,466	7.8%
IT0005485476	FBK BULL LG DAX B11400 20/12/2022	465,505	6.9%

Most traded Underlying (By Trade)

Underlying	Trade	% Tot
FTSEMIB	6,232	50.8%
CAC40	2,359	19.2%
DAX	2,020	16.5%
ESTOXX	925	7.5%
EURUSD	481	3.9%

Most traded Underlying (By Turnover)

Underlying	Turnover (€)	% Tot
FTSEMIB	3,965,935	58.4%
DAX	1,580,894	23.3%
CAC40	727,769	10.7%
EURUSD	176,634	2.6%
ESTOXX	162,272	2.4%

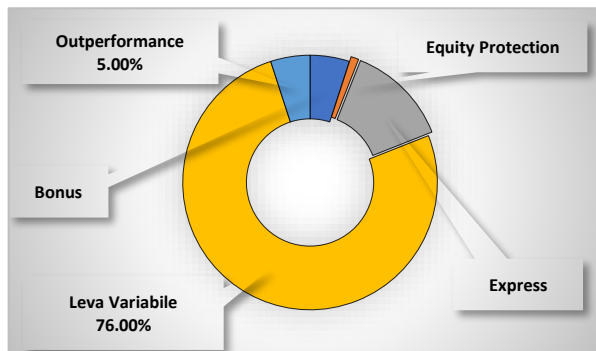
Sentiment* (By Trade)

Underlying	Positive	Negative		Delta
FTSEMIB	3,526	3,581	↓	-0.8%
DAX	1,291	1,077	↑	9.0%
CAC40	1,063	984	↑	3.9%
EURUSD	495	437	↑	6.2%
ESTOXX	239	254	↓	-3.0%

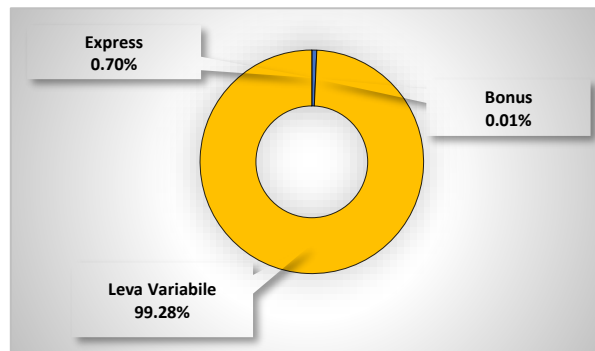
Sentiment* (By Turnover)

Underlying	Positive	Negative		Delta
FTSEMIB	1,966,611	2,224,913	↓	-6.2%
CAC40	811,722	775,777	↑	2.3%
DAX	372,593	356,113	↑	2.3%
ESTOXX	77,023	103,339	↓	-14.6%
EURUSD	77,431	86,023	↓	-5.3%

Number of Instruments (By Acepi Class)



Turnover (By Acepi Class)



*Sentiment is the ratio between market operations, executed on the same underlying, of positive sign (purchases of long positions and sales of short positions) and operations of negative sign (sales of long positions and purchases of short positions)